

arvy Equity

Global Equity / Hybrid Approach / UCITS Structure

Investment Strategy

- With our “Good Story & Good Chart”® investment approach, we select ≈30 best companies worldwide.
- A «Good Story» involves investing in companies with enduring competitive advantages, robust margins, high returns on invested capital, strong management, sustainable organic growth, an attractive free cash flow valuation, low leverage and structural tailwinds.
- A «Good Chart» complements the story by confirming market sentiment and providing valuable insights. The price behavior serves as a powerful tool to gauge stock sentiment, identify trends, and manage risk effectively.
- «Good Story & Good Chart»® in its essence: Buy great businesses. Do not overpay. Hold them for a long time by keeping the trend work in your favor.
- The mindset of a trader guides us and allows us to make tactical adjustments to our positions and our exposure along the way.

Our Goal: to achieve superior risk-adjusted returns and to compound capital over decades

Track Record (USD, net)



Source: Performance stats of the graph and column are net of management fees (TER 1.24%). Morningstar and Citywire peer ratings are net of all fees (mgmt 0.55% & 10% perf fee). Management of the fund has been handed over as of 14.12.2022. 14.12.2022 – 14.12.2023 is our model portfolio on portfolio123.com. 15.12.2023 onwards is arvy equity.

Fund Statistics

Since Inception	Return p.a.	Volatility p.a.	Risk/Reward
arvy Equity	11.5%	12.6%	0.9
Global Equities	11.4%	16.4%	0.7
Difference	0.1%	-3.8%	
2024	MTD	YTD	
arvy Equity	-4.1%	13.7%	
Global Equities	-2.4%	17.4%	
Difference	-1.7%	-3.8%	

Global Quality

Good Story

- Top-quality business models (Moat, Earnings Stability, ROIC, Margins, Management)
- Sustainable organic rev/eps growth
- Reasonable free-cash-flow valuation / robust FCF generation
- Low debt levels
- Structural tailwinds

Good Chart

- Stock price structure / behavior
- Accumulation/Distribution
- Relative Strength
- New Highs
- Linearity

Key Facts

Manager	arvy AG
Fund name	arvy Equity
Inception date	15.12.2023
Fund domicile	Liechtenstein
Fund structure	UCITS
Fund Admin	LGT Financial Services AG
Custodian	LGT Bank AG
Fund Auditor	PwC
Compliance	SwissComply
Currency	USD EUR (hedged) CHF (hedged)
Mgmt. Fee	1.0%
Perf. Fee	0.0%
TER	ca. 1.24%
AuM in \$	30 m
Sub./Red. Freq.	daily
Valuation	daily
Min. Investment	1 share
ISIN USD	LI1306144802
ISIN CHF h	LI1306144786
ISIN EUR h	LI1306144810

Disclaimer: This Document is addressed solely to Recipients to whom it has been delivered by arvy AG or its affiliated companies. It may not be shared in whole or in part with any other persons without the prior written consent of arvy AG or its affiliated companies. This Document is not addressed to any person or entity in any jurisdiction where this may be unlawful. All Recipients take full and sole responsibility for compliance with applicable laws and regulations in relation to any use they make of the Document. The Document is an advertising document for general informational purposes only. Nothing contained in this Document constitutes legal, tax or investment advice. The information in this Document does not constitute an offer, solicitation or recommendation to buy or sell any financial instruments, or to engage in any other transaction involving financial instruments. Before making an investment decision, the Recipient should always read all relevant legal documents as well as any other material which might be required under local laws and regulations, especially all relevant risk disclosures contained therein, and seek professional advice. Any investment decision lies in the sole responsibility of the Recipient. Although the Document is based on information that arvy AG considers to be reliable, arvy AG does not guarantee that the content is accurate, up-to-date or complete. arvy AG may amend the Document partly or entirely at any time without prior notice. arvy AG is not obliged to provide the Recipients with an amended version of the Document. In Switzerland, this Document may only be provided to qualified investors within the meaning of article 10 paragraph 3 and 3ter of the Swiss Collective Investment Scheme Act. Past performance is no indication of current and future performance. arvy AG or its affiliated companies provide no guarantee, warranty or any other pledge regarding the future performance. Data from Koyfin.

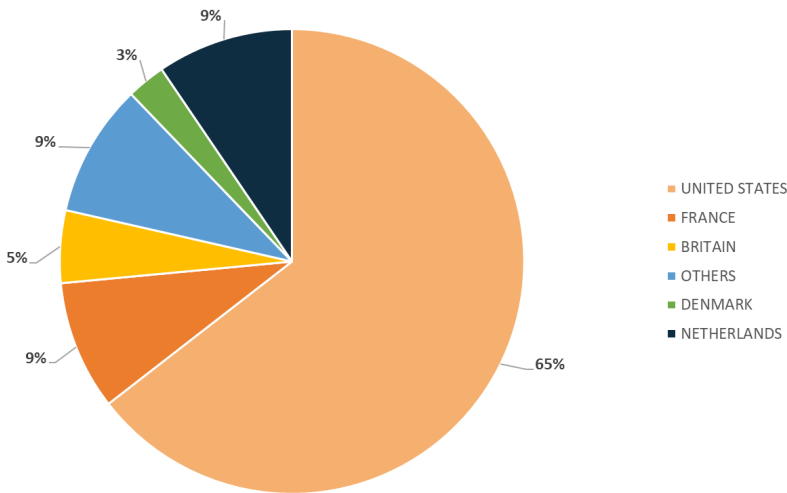
arvy Equity

Global Equity / Hybrid Approach / UCITS Structure

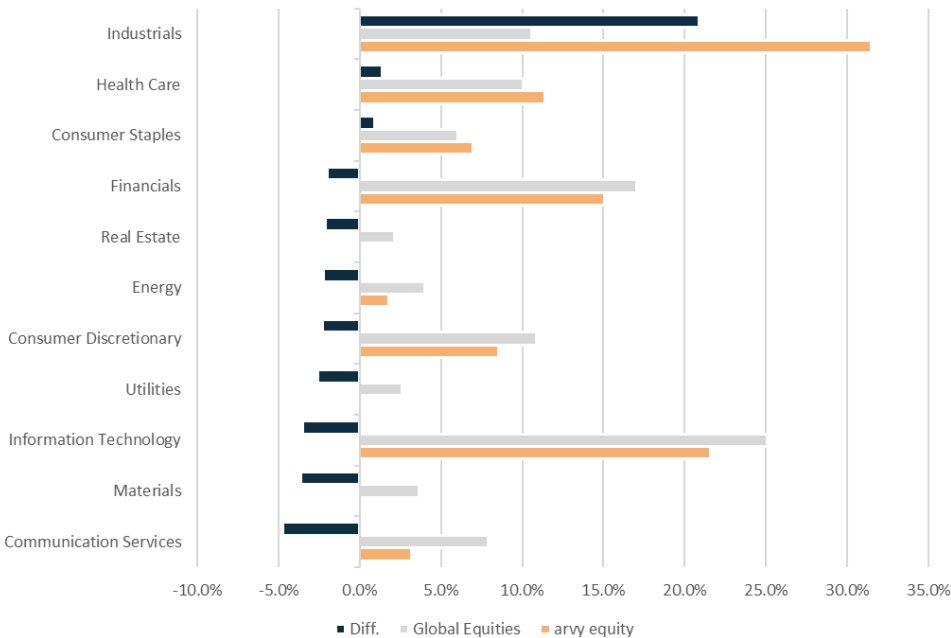
Top 10

Name	Country	Sector	Weight
Constellation Software Inc/Can	CA	Information Technology	7.3%
Wolters Kluwer NV	NE	Industrials	6.9%
Waste Management Inc	US	Industrials	6.0%
UnitedHealth Group Inc	US	Health Care	5.2%
RELX PLC	UK	Industrials	5.0%
Visa Inc	US	Financials	4.5%
Arthur J Gallagher & Co	US	Financials	4.1%
AutoZone Inc	US	Consumer Discretionary	3.9%
Hermes International SCA	FR	Consumer Discretionary	3.9%
Casey's General Stores Inc	US	Consumer Staples	3.8%
Total			50.6%

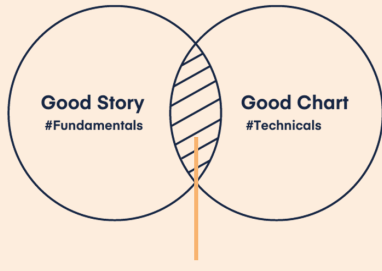
Country Split



Sector Split



Global Quality



Portfolio
 ≈30 Holdings
 Conviction level drives weight

- Hybrid investment style combining fundamentals and technicals
- We believe in investing in high-quality companies because they offer potential for robust long-term performance (Good Story)
- We believe no story is worth pursuing, no matter how attractive it looks, if the market does not honor the investment case (Good Chart)
- A trader's mindset guides us, allowing tactic adjustments to our positions and exposure

arvy AG
 Claridenstrasse 36
 8002 Zurich
 Switzerland

www.arvy.ch
 hello@arvy.ch